

EQUIPMENT CATALOGUE



Vision

To be a growth company focused on continuously improving customer experience through people, products and processes while making a positive impact on society and the environment.



Customer Intimate

Meet customer expectations.



Execute

Deliver results.



Growth

Be a high growth company where staff also grow professionally.



Respectful & Inclusive

Show all stakeholders respect.
Communicate effectively and listen to learn from others.



Meaning

Positively impact people and the planet.

GIVE meaning TO YOUR cleaning™

The Dustbane team is excited to build on its legacy of social and environmental responsibility. On November 5th, 2019 we launched our Give Meaning to Your Cleaning™ Initiative. This represents a strengthened commitment to delivering high quality products and customer service excellence, while making responsible, sustainable choices for our planet and giving back to people in our communities.

We believe that our employees, partners, and customers want to work with organizations that are doing right by our planet and its people, while helping them solve a business problem.

Dustbane is also committed to taking action on climate change. An easy and impactful way to combat climate change is by planting trees. Restoring destroyed forests is one of the keys to healing the planet and maximizing nature's ability to tackle global warming.

Our latest initiative promises to plant a tree for each eligible 4 L ECOLOGO® certified hard surface cleaner sold. With your help, our goal is to plant 1 million trees by 2025.

Table of Contents

Vacuums	4
Carpet Extractors	6
Vacuum Sweepers	8
Industrial Sweepers	10
Auto-Scrubbers	12
Commercial Auto-Scrubbers	14
Industrial Auto-Scrubbers	18
Right-Sized Equipment	20
Floor Machines	22
Floor Pads	24
AGM Batteries	28
Power Supply	30

Vacuums

The single-use plastic ban in Canada has made customers search for cleaning solutions with a reduced environmental impact and that produce less waste. Because of this initiative, Dustbane's product offering has been continuously evolving so we can work with our customers towards a greener future.

We're taking a new, more sustainable approach to heavy-duty cleaning. The DB Series offers a full lineup of commercial and industrial vacuums manufactured with up to 75% recycled plastic. These new eco-friendly vacuums have been created with high quality recycled plastic, promoting sustainable development and environmental protection. The same quality and lifespan as standard vacuums but with a greener commitment, here to help you get the job done.



Format	Code
3 Gal	28560

DB3
3 Gal Dry Canister Vacuum


Extremely compact and easy to use, it offers excellent ergonomics thanks to the convenient handle that includes an integrated cable reel and silent wheels.



Format	Code
4 Gal	28561

DB4
4 Gal Dry Canister Vacuum

A more robust dry vacuum with a slightly larger capacity, the DB4 is designed to tackle your basic vacuuming needs but with a tough industrial look and feel for more intense operations.



Format	Code
7 Gal	28562

DB7
7 Gal Wet/Dry Canister Vacuum

Our most versatile vacuum, perfect for a variety of commercial or industrial facilities! This wet/dry vacuum captures airborne particles, built-up debris, and wet abrasion without the need for an additional filter.



Format	Code
24 Gal	28564


DB24
24 Gal Wet/Dry Canister Vacuum

An industrial wet/dry vacuum for all your heavy-duty messes. The DB24 is built with a tough polyethylene rotationally molded tank for aggressive movements and powerful cleanup.



Front Mount Squeegee for the DB24

Code: 3SPPV28248



Format	Code
1 Gal	71000

Tracker
1 Gal Upright Vacuum

Offers years of worry-free use. Features HEPA Media vacuum bag for advanced filtration and easy dirt disposal. Comes with on-board tools: telescopic Power Wand, crevice tool and natural bristle dusting brush.

Specifications	DB3	DB4	DB7	DB24
Model Number	28560	28561	28562	28564
Vacuum Type	Dry	Dry	Wet/Dry	Wet/Dry
Tank Capacity	3 Gal (12 L)	4 Gal (16 L)	7.1 Gal (27 L)	24 Gal (90 L)
Power	1.20 hp (900 W)	1.74 hp (1300 W)	1.74 hp (1300 W)	1.6 hp (1200 W)
Airflow	118 cfm	118 cfm	118 cfm	101 cfm
Amps	6.5 A	8.5 A	8.5 A	9 A
Voltage	110-120 V	110-120 V	110-120 V	110-120 V
Vacuum Motor	1-stage	2-stage	2-stage	2-stage
Water Lift	89" (226 cm)	105" (266.7 cm)	105" (266.7 cm)	87" (220 cm)
Power Cord	28' (8.5 m)	28' (8.5 m)	28' (8.5 m)	28' (8.5 m)
Hose Length	6' x 1 ¹ / ₄ " (1.83 m x 32 mm)	8' x 1 ¹ / ₃ " (2 m x 36 mm)	8' x 1 ¹ / ₃ " (2 m x 36 mm)	8.2' x 1 ¹ / ₂ " (2.5 m x 38 mm)
Weight	13 lbs (5.8 kg)	17.6 lbs (8 kg)	23 lbs (10.5 kg)	45 lbs (20 kg)
Sound Pressure Level	63 dB	65 dB	65 dB	68 dB
Approval(s)	cUL	cUL	cUL	cUL
Tool Kit	Included	Included	Included	Included

DB Series' Filter Efficiency Data

HEPA Filters (Optional)

High Efficiency Particulate Air filters, or HEPA filters, are vacuum filters in high-demand for customers purchasing a new vacuum, as they are recognized through standard testing as meeting or exceeding certain levels of efficiency. They must remove at least 99.95% of particles with a diameter of 0.3 microns, but this measurement is a "worst case scenario", and some HEPA filters (such as those divided into classes H13 and H14) can capture particles even smaller.

A HEPA grade of H13 can remove 99.995% of all particles in the air measuring 0.2 microns in diameter - the most difficult size of a particle to capture at a rate smaller than that of a human hair. Because of this requirement, HEPA filters are most used in areas or facilities that require a very specific level of air filtration.

Sanifilters (Included)

Sanifilters are manufactured to meet and exceed the growing needs of facilities where combatting bacteria is of prime importance. Ideal for healthcare institutions, schools, daycares, senior care facilities and more, sanifilters eliminate pathogenic micro-organisms right from the source.

How It Works

The sanifilter treatment is made of silver crystals. The smaller the silver crystal, the better its ionic availability is. These silver crystals have an average size of 20-50 nanometers (a nano is 1,000,000 times smaller than a millimetre).

Did you know...

After 10 hours, a bacterium can reproduce more than **one million times!**



HEPA Cartridge Kit
For the DB7 & DB24

Code: 3FTDP00657



Filtering Kit / Cartridge
For the DB Series

Code: 3FTDP0075 (DB3)
Code: 3KTRI03023 (DB4)
Code: 3KTRI02943 (DB7)
Code: 3FTDP28733 (DB24)

Carpet Extractors

Carpet extractors are designed to provide a thorough, deep cleaning of carpets to remove the built-up soil and embedded grime. They provide the deepest carpet cleaning available and in return, extend the carpet's life.

Indoor air pollution is considered by experts to be 10% to 20% more toxic than average outdoor air pollution and most people spend over 80% of their time indoors. There are several contributing factors to this problem; poor maintenance and cleaning of carpeted areas is considered to be high on the list. A carpet extractor is the perfect tool to help improve indoor air quality.

Format	Code
Unit	19669



Air Mover
[Drying Fan](#)

Dries floors, carpets, walls and ceilings. 3-speed fan. 3 airflow direction.

Format	Code
3 Gal	19684



Power Clean Mini Spotter
[Portable 3 Gal Carpet Extractor](#)

Lightweight. Sliding handle for easy transportation. Ideal for removing stains and quick spotting.

Format	Code
100 psi	19386
500 psi	19387



Power Clean 1200 XT
[Box Style Carpet Extractor](#)

Rugged, non-corrosive construction. High performance motor stays cool throughout operation. Up to 140" water lift for efficient solution recovery. Wand & hose accessories required.

How to Choose the Right Carpet Extractor

With so many models on the market, choosing the right carpet cleaning machine can be difficult. Here are some tips to help you choose the best machine for your requirements.

1: Know Your Environment

The term "steam cleaning" has become synonymous with carpet cleaning, and is used interchangeably with water extraction. While the main goal of both is to clean carpets, they achieve this in very different ways.

2: Size of Machine

Where, and how do you plan on using the machine? While deep cleaning machines can often be used for spot and stain removal, smaller spot removal machines cannot be used for deep cleaning.

3: Available Features

One of the most common features is the addition of a built-in heater, the water and detergent pass through a heater before being dispensed onto the carpet.

4: Performance

Not every extractor is created equally. There are a few ways to measure the performance of an extractor (PSI and Water Lift).

Specifications	Mini Spotter	1200 XT - 100	1200 X - 500
Code	19684	19386	19387
Solution Tank	3 Gal (11 L)	12 Gal (45 L)	
Recovery Tank	3 Gal (11 L)	12 Gal (45 L)	
Nozzle Size	4" (10 cm)	N/A	
Solution Pressure	55 psi	100 psi	500 psi
Vacuum Motor	100 cfm, 2-stage (804 W)	95 cfm, Dual 2-stage 2.4 hp (1822 W)	
Voltage	115 V	120 V	
Water Lift	71" (180 cm)	140" (356 cm)	
Wheel Diameter	2 x 3" (2 x 72 mm)	2 x 10" (2 x 25 cm)	
Tank Construction	Rotational Molded Polyethylene		
Power Cord Length	20' (6 m)	25' (8 m)	
Hose Length	8' (2 m)	Optional	
Unit Size (L x W x H)	21" x 10" x 19" (53 x 25 x 48 cm)	26" x 20" x 38" (66 x 51 x 97 cm)	
Weight	18 lbs (8 kg)	90 lbs (41 kg)	110 lbs (50 kg)
Noise Level	72 dB (Vacuum) 78 dB (Vacuum + Pump)	68 dB (1 Motor) 72 dB (2 Motors)	
Approval(s)	QPS	CRI/QPS	



Dual Jet Curved Wand
[To be used with the 500 psi extractor](#)

This S-bend wand comes with 2 jets to disperse cleaning solution into your carpeting. A trigger switch on the handle easily controls dispensing of solution when and where you need it.



Straight 3 Jets Wand
[To be used with the 100 psi extractor](#)

A standard tool for efficient cleaning of carpets. All stainless steel construction with 100 psi brass "V" jets. Includes a comfort grip assist handle.



Hide-A-Hose
[To be used with the Power Clean 1200 - 100 PSI carpet extractor only](#)



Vacuum & Solution Hose (HD) 25'
[To be used with the Power Clean 1200 - 500 PSI carpet extractor only](#)

Commercial Sweepers

Commercial floor sweepers allow working performances at the highest level, with important management savings and consideration of the environment. The Commercial Gladiator Series features a selection of walk-behind floor sweepers that boast great ergonomics, ease of maintenance, all in a reliable and high-quality product.

VACUUM SWEEPERS

8

Vacuum Sweepers

Floor sweepers save a tremendous amount of time when it comes to the maintenance of floors and carpets. Unlike a broom, which can actually create more dust, vacuum sweepers capture dust and debris in a single pass. It allows for the cleaning task to be performed more effectively and efficiently. Vacuum sweepers can also improve air quality, which is safer for building occupants and less damaging to filtration systems.



Gladiator 464
25" Walk Behind Sweeper

Quiet and not disruptive. From carpet to hard surface without adjustment. Up to 2.5 hours of runtime.



Gladiator 512
28" Walk Behind Sweeper

Minimum noise level. From carpet to hard surface without adjustment. Up to 2.5 hours of runtime.



Gladiator 512 Ride-On
Ride-On Sweeper

Maximum comfort and extreme ease of use. The intuitive control panel and superior manoeuvrability allows for better operation.



Specifications	464	512	512 R
Code	19677-C-AGM	19674-C-AGM	19675-C-AGM
Productivity	23,541 ft²/hr (2187 m²/hr)	26,400 ft²/hr (2450 m²/hr)	37,700 ft²/hr (3500 m²/hr)
Main Brush	18" (46 cm)	20" (51 cm)	
Sweeping Width	25" (64 cm)	28" (71 cm)	
Hopper Capacity	9.25 Gal (35 L)	13.2 Gal (50 L)	
Power Supply	12 V		24 V
Charger	Onboard		
Filter Surface Area	11 ft² (1 m²)	20.5 ft² (2 m²)	11 ft² (1 m²)
Unit Weight (No Batteries)	84 lbs (38 kg)	172 lbs (78 kg)	271 lbs (123 kg)
Unit Size (L x W x H)	41" x 24" x 39" (104 x 61 x 99 cm)	48" x 29.5" x 35" (122 x 75 x 90 cm)	48" x 29.5" x 46.5" (122.5 x 75 x 118 cm)
Tank Construction	Rotational Molded Polyethylene		
Run Time	2.5 hrs		
Noise Level	56 dB	60 dB	
Approval(s)	N/A		
Accessories*			
Main Brush	3PMVR01121	3SPPV00051	3SPPV00048
Side Brush	3SPPV00303	3PMVR00248	3SPPV76057
Battery	3FB860033030 (1 Required)	19409 (1 Required)	19409 (2 Required)
Onboard Charger	3MECE00025	3BACA00121	3KTRI01580
Paper Filter	3FTDP00013	3FTDP85298	3FTDP85298
Non-Washable Filter	3FTDP00014	N/A	N/A

Industrial Sweepers

Industrial sweepers are the ideal solution for cleaning commercial, shop, and factory floors. Industrial floor sweepers are designed to tackle large cleaning applications. Built from high-quality material, they provide years of cleaning while saving time and money. Increasing your productivity starts with the right ride-on floor sweeper.

When indoor air quality matters the Gladiator Series is a must!



Format	Code
41"	19676



Gladiator 1050
41" Ride-On Sweeper

Fits through a standard door opening (32"). Special flap activated from driver's seat for large debris collection. Up to 3.5 hours of runtime.

Format	Code
48"	19670



Gladiator 1280
48" Ride-On Sweeper

Designed to tackle industrial cleaning applications, the 1280 industrial sweeper is the ideal solution for cleaning commercial, shop and factory floors. From floors to carpets without having to adjust the machine.

Format	Code
58"	19672



Gladiator 1404
58" Ride-On Sweeper

Designed to tackle industrial cleaning applications, the 1404 is ideal for cleaning shop, commercial, and factory floors as well as banquet halls and conference centers. Transfers from floors to carpets without adjustment.

Format	Code
32"	19680



Gladiator 664
32" Sweeper

From hard floor to carpets without any adjustments! You can now achieve much better productivity while saving your back. Like the rest of the series, the high filtration system filters dust to 5 microns!

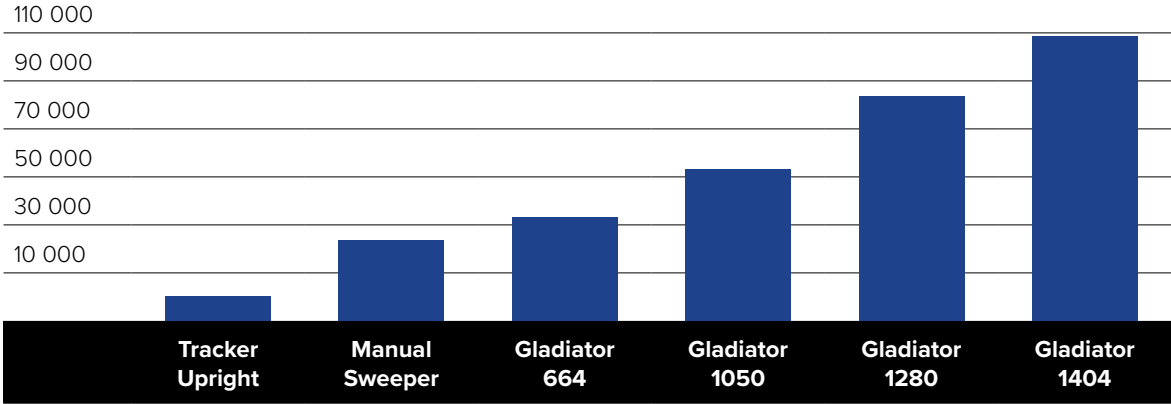
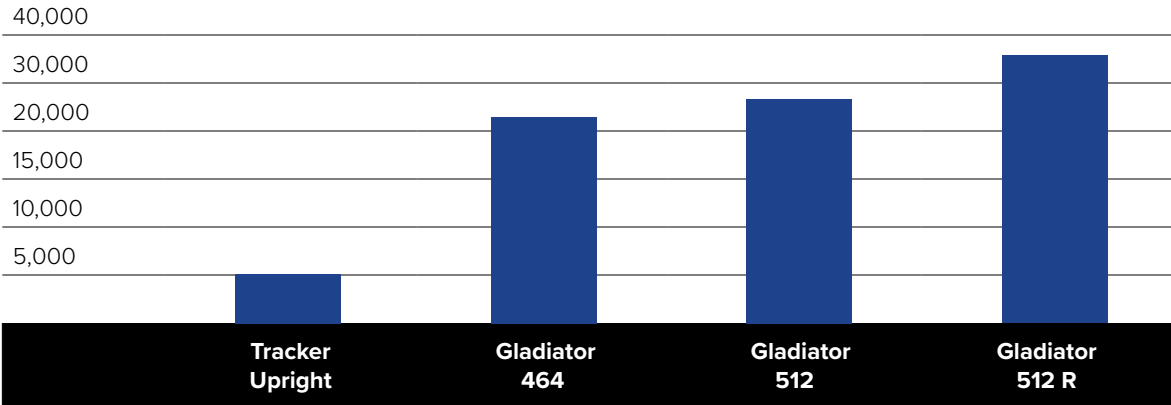
Format	Code
26"	19679



Manual Sweeper
26" Sweeper

Save time and effort, while putting an end to manual sweeping. The adjustable side brush allows you to push dust, dirt and debris right into the centre brush for quick pick up. Can be used for both wet and dry applications.

Specifications	Manual Sweeper	664	1050	1280	1404
Code	19679	19680	19676-C-OB	19670-C	19672-C
Productivity	18,840 ft²/hr (1750 m²/hr)	31,075 ft²/hr (2887 m²/hr)	51,000 ft²/hr (4730 m²/hr)	83,959 ft²/hr (7800 m²/hr)	109,300 ft²/hr (10,150 m²/hr)
Main Brush	20" (51 cm)	24" (60 cm)	26" (66 cm)	27" (69 cm)	32" (81 cm)
Sweeping Width	26" (66 cm)	32" (82.5 cm)	41" (104 cm)	48" (122 cm)	58" (147 cm)
Hopper Capacity	7 Gal (26 L)	12 Gal (45 L)	19 Gal (70 L)	28 Gal (105 L)	40 Gal (150 L)
Power Supply	Manual	12 V	24 V (2x12 V)	24 V (6 x4 V)	
Filter Surface Area	N/A	11 ft² (1 m²)	41 ft² (3,8 m²)	45 ft² (4,2 m²)	65 ft² (6 m²)
Filter Shaker	N/A	Automatic			
Dust Containment Filtration	5 microns				
Air Volume	154 cfm				
Max Speed	N/A	3.5 km/hr	6 km/hr	6.5 km/hr	7 km/hr
Unit Size (L x W x H)	52" x 37" x 37" (132 x 94 x 94 cm)	24" x 39" x 41" (103 x 81 x 23 cm)	55" x 32" x 45" (140 x 81 x 114 cm)	64"x 36"x 48" (163 x 91 x 122 cm)	63" x 43" x 51" (160 x 109 x 130 cm)
Unit Weight (No Batteries)	53 lbs (24 kg)	90 lbs (41 kg)	382 lbs (173 kg)	537 lbs (244 kg)	1025 lbs (465 kg)
Tank Construction	Heavy Duty Steel	Rotational Molded Polyethylene			
Run Time	N/A	3 hrs	3.5 hrs	4 hrs	4.5 hrs
Noise Level	Negligible	56 dB	65 dB	70 dB	63 dB
Approval(s)	N/A				
Accessories*					
Main Brush	3SPPV00005	3SPPV01226	3SPPV00056	3SPPV75791	3SPPV43840
Side Brush	3SPPV01338	3SPPV00303	3SPPV75790	3SPPV00018	3PMVR00269
Battery	N/A	19406	19408	19464	19412
Onboard Charger	N/A	3MECE00025	19460	19460	19460
Paper Filter	N/A	3FTDP00013	3FTDP00010	3FTDP00214	3FTDP48536
Washable Polyester Filter	N/A	3FTDP00228	3FTDP00015	3FTDP76070	3FTDP49014

 = ft²/hr


Compact Auto-Scrubbers

The Compact Hurricane Series offers a unique offering of walk-behind auto-scrubbers, excellent in small or difficult areas. They use our professional metal squeegee, made with an exclusive V shape that gives the best drying results no matter the surface. The newly designed handle is easy to use and very maneuverable.

All our autoscrubbers offer a unique ECO MODE feature allowing you to reduce water, energy and noise. Added benefit in eco mode you can extend your run time.

AUTO-SCRUBBERS

12 Nos. sont robustes, durables et en état sécuritaire à manipuler.

Auto-Scrubbers

Auto-scrubbers, otherwise known as floor scrubbers are often the best solution for exceptional floor cleaning.

We offer a variety of walk-behind auto-scrubbers and ride-on auto-scrubbers that can improve cleaning efficiency and productivity. A must-have for any facility!



Hurricane Mini
14" Walk Behind Scrubber

Need to use a pad and not a brush?
The Hurricane Mini's brush can double as a pad driver, making it easy to adapt to your applications. Enhances cleaning productivity in small spaces. Height-adjustable handle.



Hurricane Maxi
18" Walk Behind Scrubber

Cost effective alternative to mop and bucket. Scrubs in difficult to reach areas. Enhances cleaning productivity in small spaces. Height-adjustable handle.



Hurricane 450 XTT
20" Walk Behind Scrubber


Cost effective alternative to larger scrubbers. Scrubs in difficult to reach areas. Removable recovery tank. Height-adjustable handle.

Specifications	Mini	Maxi	450 XTT	400 XTT	
Code	19352-C-AGM	19355-C-AGM	19362-C-AGM	19319	19319-TR
Productivity	14 000 ft²/hr (1301 m²/h)	17,980 ft²/hr (1670 m²/h)	18 836 ft²/hr (1750 m²/h)		24 219 ft²/hr (2250 m²/h)
Scrubbing Width	14" (36 cm)	18" (46 cm)	20" (51 cm)		
Squeegee Width	18" (46 cm)	22" (56 cm)	24" (61 cm)		
Number of Brushes	1 x 14" (1 x 36 cm)	1 x 18" (1 x 46 cm)	1 x 20" (1 x 51 cm)		
Brush / Pad Speed	140 rpm			135 rpm	
Brush Motor Power	200 W	350 W		600 W	
Motor Type	3-stage (550 W)			2-stage (480 W)	
Water Lift at Squeegee	40" (102 cm)	44" (112 cm)		48" (122 cm)	
Traction Motor	No				Yes
Solution Tank Capacity	4 Gal (15 L)	8 Gal (30 L)	11 Gal (40 L)	11 Gal (40 L)	
Recovery Tank Capacity	5 Gal (19 L)	8 Gal (30 L)	12 Gal (45 L)	13 Gal (50 L)	
Tank Construction	Rotational Molded Polyethylene				
Power Supply	24 V (2 x 12 V)				
Maximum Speed	N/A				4.5 km/hr
Unit Weight (No Batteries)	80 lbs (36 kg)	105 lbs (48 kg)	154 lbs (70 kg)	148 lbs (67 kg)	161 lbs (73 kg)
Unit Size (L x W x H)	29" x 16" x 21" (74 x 41 x 53 cm)	38" x 22" x 48" (97 x 56 x 122 cm)	22" x 33" x 48" (56 x 84 x 122 cm)	48" x 20" x 38" (122 x 51 x 97 cm)	
Run Time	1.5 hrs	2 hrs		2.5 hrs	2.2 hrs
Noise Level	68 dB			67 dB	
ECO Mode	Yes	Yes	Yes	Yes	Yes
Approval(s)	N/A				
Accessories*					
Brush	3SPPV01481 (14")	3SPPV01188 (18")	3SPPV01332 (20")	3SPPV43963 (20")	
Pad Driver	3SPPV01273	3SPPV01306	3SPPV01335	3SPPV00317	
Mounting Flange	3SPPV00489			3MPVR46999	
Center Lock	3MPVR04088			N/A	
Battery	19405 (2 required)	19404 (2 required)	19404 (2 required)	19409 (2 required)	
Onboard Charger	3KTR102305	3KTR102245	3KTR102245	19482	
Front Squeegee	3MPVR05917	3MPVR05953	3MPVR06285	3MPVR45194	
Rear Squeegee	3MPVR05918	3MPVR05954	3MPVR06286	3MPVR45195	

What is a scrubber dryer?

A scrubber dryer is a compact floor machine similar to an auto-scrubber. However, an auto-scrubber uses compatible cleaning pads to work with the machine and complete various cleaning tasks. A scrubber dryer such as the Micro-5 is designed to cut the cost of labour when using a traditional mop and bucket by simplifying washing the floor.

Format	Code
11"	19376



Micro-5
11" Micro Scrubber Dryer

The Micro-5 is ideal for scrubbing tight corners and under furniture. It's the perfect alternative to mopping while ensuring a cleaner and more sanitary environment. Dries in both forward and reverse leaving floors dry and safe.

Commercial Auto-Scrubbers

Commercial floor scrubbers are the most versatile walk behind and ride-on auto-scrubbers. Ideal for schools, shopping centres, small industrial settings, community centres, and contract cleaners. Their incredible compact size, large capacity, and ease of use offer high productivity and performance with very little training. Our auto-scrubbers are a budget-friendly solution that offer high reliability, and exceptional productivity with very low maintenance.

All our autoscrubbers offer a unique ECO MODE feature allowing you to reduce water, energy and noise. Added benefit in eco mode you can extend your run time.

Format	Code
20"	19319



Hurricane 400 XTT
20" Walk Behind Scrubber

Ideal for both small and large jobs. Large solution capacity in a minimum external space. Solution distribution from brush center.

Format	Code
28"	19323



Hurricane 700 XTT
28" Walk Behind Scrubber

Dual disc system cleans quickly and effectively. Ideal for large commercial tasks. Large solution capacity in a minimum external space. More efficient with less time lost due to emptying and re-filling.

Format	Code
32"	19324



Hurricane 850 XTT
32" Walk Behind Scrubber

Dual disc system cleans quicker and more effectively. Ideal for large commercial tasks. Large solution capacity in a minimum external space. More efficient with less time lost due to emptying and re-filling.

Format	Code
28"	19336



Hurricane 890 XTT
28" Ride-On Scrubber


Saves time with less time lost due to emptying and re-filling. Cleans large surfaces faster than with a walk behind. Fits through a standard door opening (32").

Format	Code
21"	19366
24"	19367
28"	19368



Hurricane Rally
MicroRider Scrubber

Clean in complete comfort. Includes an anti-foam system. Cleans the areas that are inaccessible with larger riders. More efficient with less time lost due to emptying and re-filling.



Format	Code
21"	19371



Labrador L21
21" Walk Behind Scrubber

A sustainable, newly innovative auto-scrubber that features an all time low decibel level for optimal cleaning at any time of the day.

Format	Code
24"	19372
28"	19373



Labrador L24/L28
24"/28" Walk Behind Scrubber

A sustainable, newly innovative auto-scrubber that features an all time low decibel level for optimal cleaning at any time of the day.

Format	Code
Cylindrical	19375
Orbital	19377
High-Speed	19378



Labrador XP
21" Walk Behind Scrubber

With a choice of 3 brush heads, adapt your machine according to your application and your needs without having to stock multiple machines.

Right-Sized Auto-Scrubbers

When floors need to be cleaned in a timely manner and dried quickly for safety purposes, an auto-scrubber is often the best solution. Ranging from compact to industrial size, they are available in both walk-behind and ride-on; choosing a model depends on your specific application.

There are several variables to be considered when choosing a floor scrubber:

Floor Area

Evaluate carefully all the areas where the auto-scrubber will be used. Consider the type of debris and soil, total square footage, the cleanable square footage, the presence of ramps, aisle and doorways. This will be a good start in determining the size of the auto-scrubber you need.

Frequency of Cleaning

The more you use the machine, the more having a high-quality machine will be important. In order for an auto-scrubber to be worth the investment, you must maximize it's lifespan while minimizing maintenance/repair cost. Investing in a better machine will be worth the extra dollars.

Noise Levels

With 24/7 operations becoming increasingly popular, cleaning in off hours is not always an option. In an environment where noise can be problematic, looking for an auto-scrubber that make very little noise will be key.

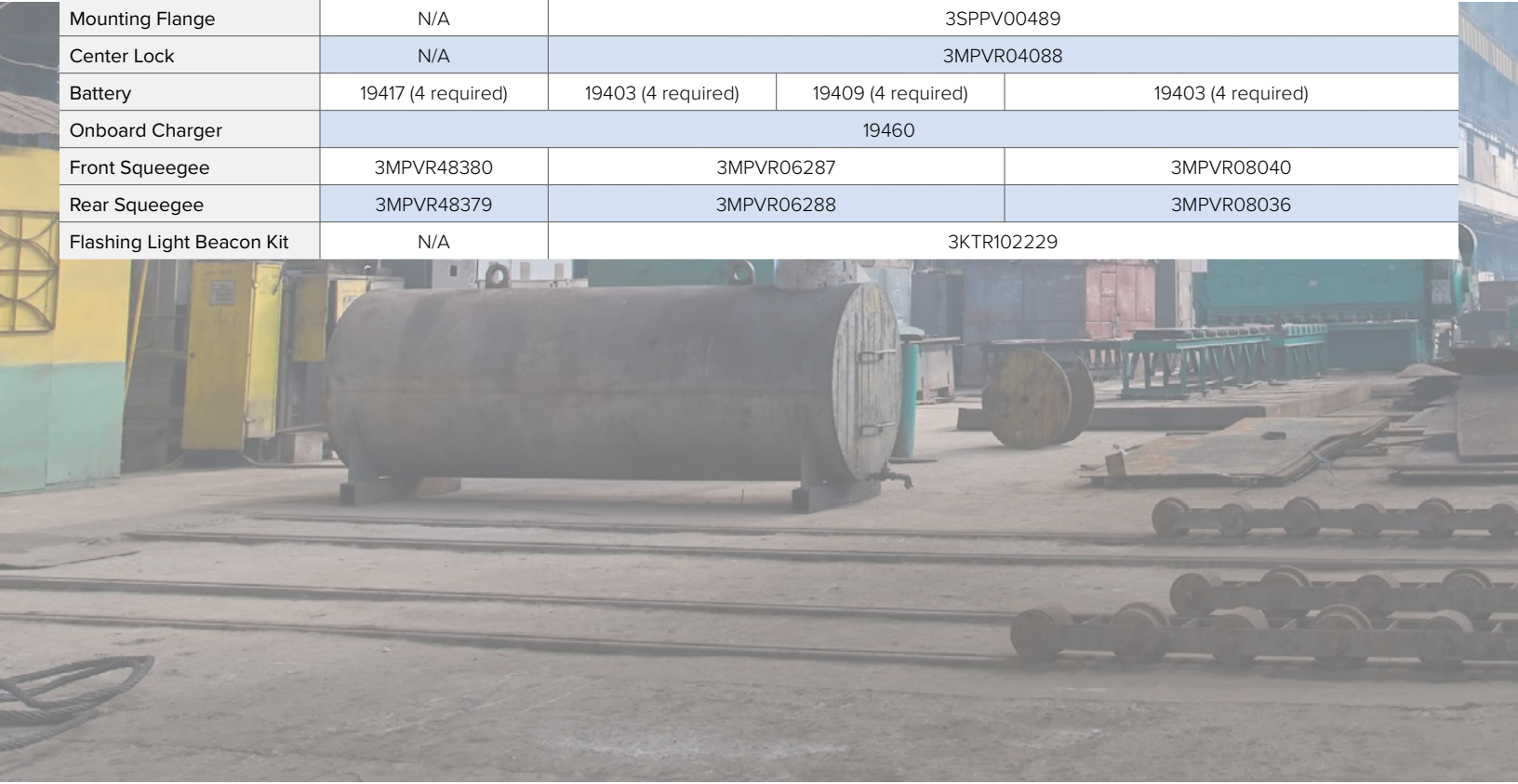
Operating Convenience

Consider the ease of use and the amount of training that is required. In cases where you have a high cleaning staff turnover, having an auto-scrubber that is easy to use and required minimal training will be beneficial in the long run.



Commercial Hurricane Series

Specifications	700 XTT	Rally 21	Rally 21	Rally 24	Rally 28
Code	19323-C-AGM	19366-C-AGM	19369-C-AGM	19367-C-AGM	19368-C-AGM
Productivity	33,906 ft²/hr (3150 m²/h)	34,229 ft²/hr (3180 m²/h)		39,654 ft²/hr (3684 m²/h)	43,788 ft²/hr (4068 m²/h)
Scrubbing Width	28" (71 cm)	21" (53 cm)		24" (61 cm)	28" (71 cm)
Squeegee Width	39" (99 cm)	28" (71 cm)		37" (94 cm)	
Number of Brushes	2 x 14" (2 x 36 cm)	1 x 21" (1 x 53 cm)		2 x 12" (2 x 30 cm)	2 x 14" (2 x 36 cm)
Brush / Pad Speed	200 rpm	215 rpm		285 rpm	
Brush Motor Power	2 x 500 W	400 W		2 x 400 W	
Motor Type	3-stage (650 W)	2-stage (480 W)		2-stages (550 W)	
Water Lift at Squeegee	70" (178 cm)	48" (122 cm)			
Traction Motor	Yes				
Solution Tank Capacity	26 Gal (100 L)	21 Gal (80 L)			
Recovery Tank Capacity	29 Gal (110 L)	22 Gal (83 L)			
Tank Construction	Rotational Molded Polyethylene				
Power Supply	24 V (4 x 6 V)	24 V (4 x 6 V)	24 V (2 x 12 V)	24 V (4 x 6 V)	
Maximum Speed	4 km/hr	6 km/hr			
Unit Weight (No Batteries)	375 lbs (170 kg)	260 lbs (118 kg)		377 lbs (171 kg)	401 lbs (182 kg)
Unit Size (L x W x H)	63" x 29" x 42" (160 x 74 x 107 cm)	52" x 26" x 41" (132 x 66 x 104 cm)			
Run Time	4-5 hrs	3.5-4 hrs	2 hrs	3.5-4 hrs	
Noise Level	70 dB	65 dB			
Approval(s)	N/A				
Accessories*					
Brush	3SPPV01472 (14")	3SPPV01352 (21")		3SPPV01473 (2 x 12")	3SPPV01472 (2 x 14")
Pad Driver	3SPPV01228	3SPPV01348		3SPPV01233	3SSPV01228
Mounting Flange	N/A	3SPPV00489			
Center Lock	N/A	3MPVR04088			
Battery	19417 (4 required)	19403 (4 required)	19409 (4 required)	19403 (4 required)	
Onboard Charger	19460				
Front Squeegee	3MPVR48380	3MPVR06287		3MPVR08040	
Rear Squeegee	3MPVR48379	3MPVR06288		3MPVR08036	
Flashing Light Beacon Kit	N/A	3KTR102229			



Labrador Series


Specifications	L21	L24	L28	Cylindrical	Orbital	High Speed
Code	19371-C-AGM	19372-C-AGM	19373-C-AGM	19375-C-AGM	19377-C-AGM	19378-C-AGM
Productivity	31,372 ft²/hr (2915 m²/h)	35,693 ft²/hr (3316 m²/h)	40,547 ft²/hr (3767 m²/h)	26,641 ft²/hr (2475 m²/h)	30,074 ft²/hr (2794 m²/h)	26,641 ft²/hr (2475 m²/h)
Scrubbing Width	21" (53 cm)	24" (61 cm)	28" (71 cm)	20" (50 cm)	20" (50 cm)	21.5" (55 cm)
Squeegee Width	32" (81.5 cm)	32" (81.5 cm)	40" (101.6 cm)	32" (81.5 cm)		
Number of Brushes	1 x 21" (1 x 53 cm)	2 x 12" (2 x 30.5 cm)	2 x 14" (2 x 35.5 cm)	2 x 4" Roller (2 x 10 cm)	1 X 20" (1 X 51 cm)	1 x 21" (1 x 53 cm)
Brush / Pad Speed	150 rpm	200 rpm		2200 rpm		600 rpm
Brush Motor Power	400 W			2350 W	1080 W	
Motor Type	2-stage (480 W)					
Water Lift at Squeegee	48.5" (123 cm)					
Traction Motor	Yes					
Solution Tank Capacity	13 Gal (51 L)	19 Gal (72 L)		13 Gal (51 L)		
Recovery Tank Capacity	14 Gal (53 L)	20 Gal (75 L)		14 Gal (53 L)		
Tank Construction	Rotational Molded Polyethylene					
Power Supply	24 V (2 x 12 V)					
Maximum Speed	3.5 km/hr	4.5 km/hr			4.2 km/hr	4.5 km/hr
Unit Weight	503 lbs (228 kg)	547 lbs (248 kg)	553 lbs (251 kg)	236 lbs (107 kg)		
Unit Size (L x W x H)	40" x 20" x 38" (102 x 51 x 97 cm)	48" x 27" x 38" (122 x 68 x 97 cm)	48" x 30" x 38" (122 x 76 x 97 cm)	48" x 20" x 41" (122.5 x 51 x 103 cm)		
Run Time	3.5 hrs					
Noise Level	56/54 dB					
Approval(s)	N/A					
Accessories*						
Brush	3SPPV01498	3SPPV01473 (2 required)	3SPPV01472 (2 required)	3SPPV01163		
Pad Driver	3SPPV00317	3SPPV01233 (2 required)	3SPPV01228 (2 required)	N/A		
Mounting Flange	3MPVR46999	3SPPV00489		N/A		
Center Lock	N/A	3SPPV04088		N/A		
Battery	19409 (2 required)					
Onboard Charger	19482					
Front Squeegee	3MPVR08039					
Rear Squeegee	3MPVR08037					



Industrial Auto-Scrubbers

Industrial auto-scrubbers are designed for commercial and warehouse cleaning applications. The Industrial Hurricane Series utilizes the latest technology to make them the easiest to use ride-on floor scrubbers on the market. The control panel is user-friendly with 3 pre-set work settings, the operator has great all-round visibility and huge productivity.

All our autoscrubbers offer a unique ECO MODE feature allowing you to reduce water, energy and noise. Added benefit in eco mode you can extend your run time.




Hurricane 900 XTT 28"
28" Ride-On Scrubber

Allows the operator to sit while cleaning making it less tiring. Saves time with less time lost due to emptying and re-filling. Self levelling system with automatic brush pressure control.



Hurricane 900 XTT 32"
32" Ride-On Scrubber

Allows the operator to sit while cleaning making it less tiring. Saves time with less time lost due to emptying and re-filling. Self levelling system with automatic brush pressure control.



Hurricane 900 XTT 36"
36" Ride-On Scrubber

Allows the operator to sit while cleaning making it less tiring. Saves time with less time lost due to emptying and re-filling. Self levelling system with automatic brush pressure control.



Hurricane 900 XTT 30"
(Cylindrical)
30" Cylindrical Ride-On Scrubber

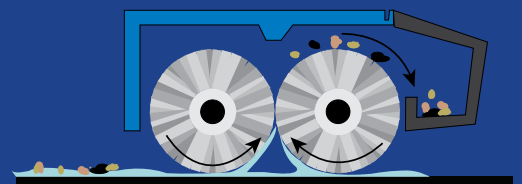
Brushes, scrubs and sweeps in one single pass. Saves time with less time lost due to emptying and re-filling. Includes a debris hopper with a 15 L capacity.

Specifications	28"	30"	32"	36"
Code	19326-C-AGM	19360-C-AGM	19327-C-AGM	19328-C-AGM
Productivity	49,514 ft²/hr (4600 m²/h)	52,743 ft²/hr (4900 m²/h)	58,125 ft²/hr (4500 m²/h)	64,584 ft²/hr (6000 m²/h)
Scrubbing Width	28" (71 cm)	30" (75 cm)	32" (83 cm)	36" (92 cm)
Squeegee Width	33" (83 cm)	40" (101 cm)		43" (110 cm)
Number of Brushes	2 x 14" (2 x 36 cm)	2 x Rollers	2 x 17" (2 x 44 cm)	2 x 18" (2 x 46 cm)
Brush / Pad Speed	200 rpm	1000 rpm	200 rpm	
Brush Motor Power	2 x 400 W	1 x 1000 W	2 x 400 W	2 x 500 W
Motor Type	3-stage (650 W)			
Water Lift at Squeegee	65" (165 cm)			
Traction Motor	Yes			
Solution Tank Capacity	38 Gal (145 L)			
Recovery Tank Capacity	45 Gal (170 L)			
Tank Construction	Rotational Molded Polyethylene			
Power Supply	36 V (6 x 6 V)			
Maximum Speed	6 km/hr			
Unit Weight (No Batteries)	838 lbs (380 kg)			
Unit Size (L x W x H)	68" x 33" x 54" (173 x 84 x 137 cm)	68" x 35" x 54" (173 x 89 x 137 cm)	68" x 40" x 54" (173 x 102 x 137 cm)	77" x 46" x 58" (196 x 117 x 147 cm)
Run Time	5 hrs			
Noise Level	70 dB			
Approval(s)	N/A			
Accessories*				
Brush	3SPPV01533 (14")	3SPPV00457 (Rouleau)	3SPPV01527 (16")	3SPPV08000 (18")
Pad Driver	3SPPV01224	N/A	3SPPV01222	3SPPV01221
Pad Retainer	3MPVR04717	N/A	3MPVR04717	
Battery	19417 (6 requises)			
Onboard Charger	19487			
Front Squeegee	3MPVR02848	3MPVR02830		3MPVR02850
Rear Squeegee	3MPVR51010	3MPVR02832		3MPVR51009
Flashing Beacon Light Kit	3KTRI02215			

Why choose a cylindrical auto-scrubber?

- Offer up to to six times higher contact pressure compared to disc machines
- Deep cleans even the most uneven floor surfaces
- Approximately 30% of water savings compared to disc machines
- Three cleaners in one: brush, scrub and sweep in one easy pass
- Greater brush speed (up to 1360 rpm) for optimal cleaning results

In addition to cleaning the surfaces, the cylindrical brushes sweep small solid debris into a removable tray. It eliminates the need to pre-sweep the floors, giving you greater productivity and fewer clogs in the squeegee.

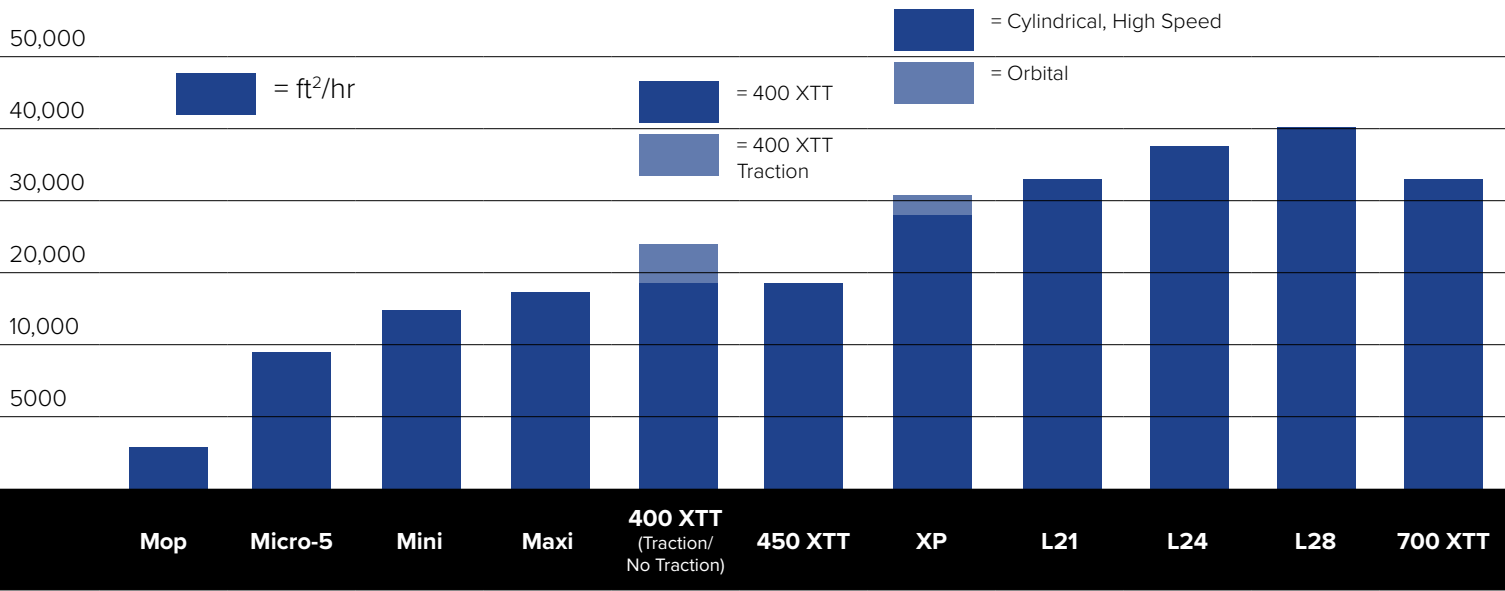


Right-Size Equipment

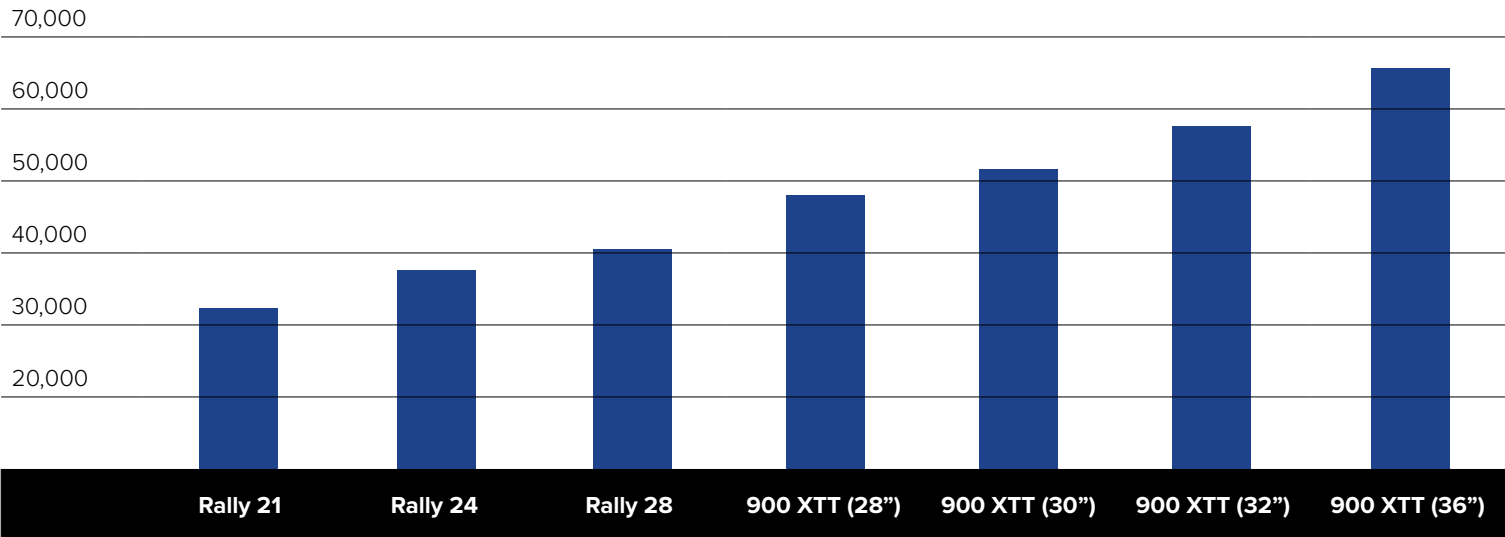
Specifically designed to meet the productivity needs of everyday cleaning and not just the minimum industry requirements. With a wide variety of auto-scrubbers available, Dustbane will have the “Right-Size” scrubber for any job.

	Community Center	Daycare	Dealership	Food Plant	Gym/Fitness Center	Healthcare Center	Hotel	Manufacturing Plant	Military Base	Natural Resource Plant	Office	Property Management	Restaurant	Retail	School	Senior Care	Shopping Center	Warehouse
Micro-5 Productivity: 9688 ft²/hr Run Time: 3.5 hrs	✓	✓	✓			✓	✓				✓	✓	✓	✓		✓		
Hurricane Mini Productivity: 14,000 ft²/hr Run Time: 1.5 hrs	✓	✓	✓			✓					✓	✓	✓			✓		
Hurricane Maxi Productivity: 17,980 ft²/hr Run Time: 2 hrs	✓		✓		✓	✓	✓				✓	✓	✓	✓	✓	✓		
Hurricane 400 XTT Productivity: 18,836 ft²/hr Run Time: 2.5 hrs					✓						✓	✓		✓				
Hurricane 400 XTT-TR Productivity: 24,219 ft²/hr Run Time: 2.2 hrs					✓						✓	✓		✓				
Hurricane 450 XTT Productivity: 18,836 ft²/hr Run Time: 2 hrs	✓		✓		✓		✓		✓		✓	✓	✓	✓	✓			✓
Labrador L21 Productivity: 31,372 ft²/hr Run Time: 3.5 hrs	✓		✓				✓				✓		✓	✓				
Labrador L24/28 Productivity: 35,693 ft²/hr Run Time: 3.5 hrs			✓	✓		✓		✓	✓	✓		✓		✓	✓		✓	✓
Labrador XP Cylindrical Productivity: 26,641 ft²/hr Run Time: 4 hrs			✓	✓				✓	✓		✓	✓		✓	✓		✓	✓
Labrador XP Orbital Productivity: 30,074 ft²/hr Run Time: 4 hrs	✓		✓	✓		✓		✓	✓	✓		✓		✓	✓		✓	✓
Labrador XP HS Productivity: 26,641 ft²/hr Run Time: 4 hrs	✓		✓			✓					✓	✓			✓		✓	
Hurricane Rally 21/24 Productivity: +34,229 ft²/hr Run Time: 3.5-4 hrs				✓				✓	✓	✓		✓		✓	✓		✓	✓
Hurricane Rally 28 Productivity: 18,836 ft²/hr Run Time: 3.5-4 hrs						✓		✓	✓	✓				✓	✓		✓	✓
Hurricane 700 XTT Productivity: 33,906 ft²/hr Run Time: 4-5 hrs				✓				✓	✓	✓				✓			✓	
Hurricane 900 XTT Productivity: +55,000 ft²/hr Run Time: 5 hrs				✓				✓	✓	✓							✓	✓

Compact & Commercial Hurricane Series – Walk Behind



Commercial & Industrial Hurricane Series –Ride-On



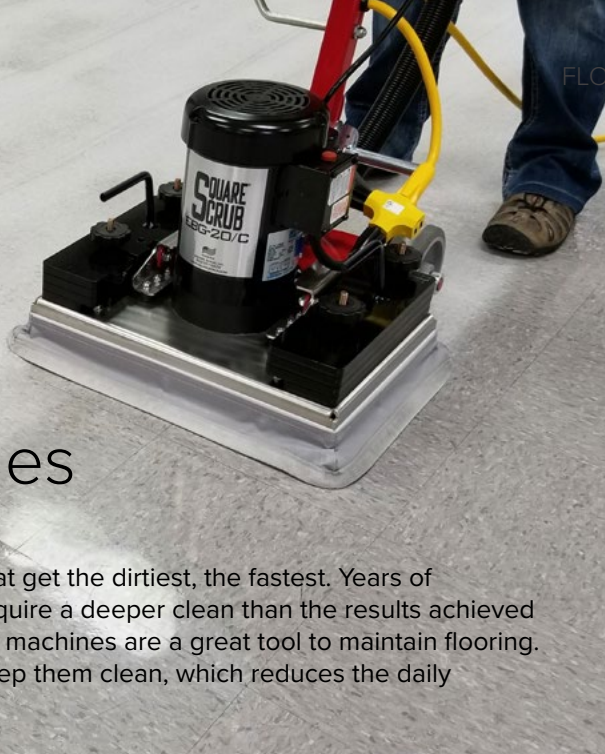
Return On Investment (ROI) – Do the math!

	Your Operation	Example
Time Savings Per Day		3 hours
Frequency Of Cleaning Per Month		21 days
Total Hours Saved (Saving Per Day x Frequency/Month)		63 hours saved
Hourly Wage		\$15/hour
Savings Per Month (Total Hours x Total Hourly Wage)		\$945/month
Cost of Equipment		\$3800*
Return of Investment (Cost ÷ Savings)		4 months example

* Price shown is only an example

Floor Machines

Floors are the part of a facility that get the dirtiest, the fastest. Years of built-up grime and wear often require a deeper clean than the results achieved by standard cleaning tools. Floor machines are a great tool to maintain flooring. They are easy to operate and keep them clean, which reduces the daily workload.



Format	Code
19"	19915



Integra TX DS 19"
19" Dual Speed Floor Machine

Works well with all Dustbane spot and stain removers. The blend of very low foaming surfactants will not clog vacuums, and allow recovery tanks to be completely utilized. Contains no phosphates.

Format	Code
Unit	19705



Square Scrub®
20" Floor Preparation Machine

Yielding multiple applications with simple dilutions, Bio-Bac Bree offers the ideal cleaning solution for floors, windows, stainless steel, restroom surfaces, and even textiles, reducing your product inventory.


Format	Code
Unit	19700



Doodle Scrub®
Compact Floor Cleaning & Preparation Machine

Perfect for bathrooms, edges, storage closets, and workstations. The Doodle Scrub® packs a punch, delivering the same pounds per square inch power as the Square Scrub® PIVOT!

Format	Code
Unit	19702



Doodle Scrub® Battery
Battery Compact Floor Cleaning & Preparation Machine

Perfect for bathrooms, edges, storage closets, and workstations. The Doodle Scrub® packs a punch, delivering the same pounds per square inch power as the Square Scrub® PIVOT!

Format	Code
Electric	19701
Battery	19703



Doodle Scrub® Deluxe

Perfect for bathrooms, edges, storage closets, and workstations. The Doodle Scrub® packs a punch, delivering the same pounds per square inch power as the Square Scrub® PIVOT!



Specifications	Integra TX	Square Scrub®	Doodle Scrub®	
Code	19915	19705	19700	SS EBG-9-BAT
Base Size	19" (48 cm)	14" x 20" (36 x 51 cm)	5.25" x 10.5"	
Motor Power		1.5 hp	0.33 hp	
Oscillations	175-320 rpm	3450 rpm		4100 rpm
Voltage	115 V	115 V		42 V
Amps	Low: 10 A/High: 13 A	7 A	1.5 A	N/A
Removable Handle	Yes	Yes	Yes	Yes
Adjustable Handle	Yes	Yes	No	No
Weight (Assembled)	80-85 lbs (36-39 kg)	156 lbs (70.8 kg)	21 lbs (9.5 kg)	20 lbs (9 kg)
Power Cord	50' (15 m)	50' (15 m)	N/A	30' (9 m)
Noise Level	Low: 60 dB/High: 63 dB	60 dB	59 dB	
Approval	CSA	UL / CSA / CE / CRI	UL / CSA / CE	
Accessories*				
Water Tank*	19202			
Pad Driver	40278			
Clutch Plate	04382			

The most versatile floor machine!

Square Scrub® offers the most versatile line-up of machines for any floor in any facility. From a floor cleaning tool for a healthcare facility, to a floor cleaning machine for gym flooring, it's the tool you need. Looking to clean tile and grout? We have you covered. Refinishing wood floors? This machine is perfect!

The Square Scrub® PIVOT boasts the latest orbital technology to evenly remove floor finish down to the deepest layers – preparing the floor for a fresh coat. Floors will shine like new and look fresher, longer.

More Productive

Floors are stripped 75% faster than the conventional method, the ideal choice for facilities facing labour shortage.

Reduce Your Total Cost Of Ownership

5 year warranty on bearing and eccentric assembly. Up to 5,000 hours on isolators

User Friendly


No wet floors. No chemical exposures. No fumes. Better air quality while reducing the risk of slip and fall accidents

No Disruption

Its low noise level, no need to use water and no harsh chemical smell makes it ideal for use in all environments.

Reduced Environmental Impact

Chemical-free, eliminating the risk of zinc-containing products going down the drain.



View our **Square Scrub® brochure** online for more tips & tricks:



Floor Pads

Designed to be used with floor machines, our floor pads are formulated with the proper amount of non-woven polyester, nylon fibers, and abrasive grains to achieve maximum product performance. The bonding process of these fibers blended together with special resins and adhesives make the floor pads tough, durable, and consistent.

We have recently modified our floor pads and they are now made from 100% recycled PET plastic, with a minimum of 80% post-consumer waste. The primary source of these materials is recycled soda and water bottles.



CLEANBRIGHT 2-IN-1 CLEANING AND POLISHING PAD

Clean and shine in just one step!

Clean and shine in just one step with this newest labour-saving floor pad! The CleanBright floor pad gradually increases floor shine with each use, without the extra step of burnishing the floors.

CleanBright pads last 5x longer than a traditional floor pad and are built with a brightly coloured wear indicator to take away the guesswork and give you control over the results. The pad that cleans and brightens in one step!

Easy to integrate in your daily maintenance routine, no chemicals are required – simply water. It will also effectively remove dirt, scuff marks, and imperfections on the floor faster than traditional floor pads.



Emerald/Dominator Stripping Pad

A durable and extra aggressive stripping pad designed with heavy denier fibers that provide noticeable results with a single pass.




Titan Extreme Stripping Pad

Our most extreme stripping pad! The ultimate stripping performance that removes years of dirt and floor finish buildup. Offers superior chemical resistance compared to a conventional pad.



Thin Maroon Stripping Pad

Aggressive pad designed for dry stripping floor finish. Its fibers are coated with high- quality abrasives for fast, efficient results.

**Black Aggressive Stripping Pad**

Aggressive, heavy-duty wet stripping pad.

**Green – Scrubbing Pad**

Heavy duty, deep scrubbing pad, for scrub and recoat applications.

**Blue – Cleaning Pad**

Moderate scrubbing pad for scrubbing, recoating or light spray cleaning of floors. Can also be used with auto-scrubbers.

**Red Buffing Pad**

Conventional, multi-purpose pad for wet and dry buffing and light scrubbing. Can also be used with auto-scrubbers

**White – Super Polishing Pad**

Non-aggressive pad for polishing a clean, dry floor. Can also be used with auto-scrubbers.

**Jackeroo® Light Burnishing Pad
(Hair Blend Light)**

Effectively combines natural hair and fiber in a new, advanced way, bringing out the gloss on softer, more buffable floor finishes.

**Jackeroo® Burnishing Pad
(Hair Blend Heavy)**

Blend of synthetic fibers and natural hair. Pad lasts longer with the added benefit of the lubricating effect of a hair pad.

**Buckaroo® Burnishing Pad
(Hair Blend Extra Heavy)**

Made of animal hair with a hard and aggressive binder.

**Blue Ice Burnishing Pad**

Super soft pad for dry burnishing. Produces a deep and lasting shine.

**Pink Eraser – Burnishing & Cleaning Pad**

Designed to restore finish and improve gloss on harder floor surfaces. Removes marks and scuffs quickly with minimal finish removal.

Diamond-D Polishing Pad

Dustbane-D is the latest in diamond pad technology.

Gives your floors a new shiny look and a smooth surface. They work effectively in daily cleaning on all common floor types. They will transform any dull, worn floor into a clean, shining floor.


Abrasiveness levels: 400, 800, 1500, 3000, 6000



RECTANGULAR FLOOR PADS

These pads have proven performance for their specific application. Using the correct pad for the task will boost your Square Scrub's performance. Don't waste time and money, choose right! These pads are available in sizes of 20" and 28" to accommodate the Integra-D.

Square Scrub



Spacer Pad

Holds the other pad onto the bottom of the floor machine. Can be used for light cleaning/buffing.

Code: 42712 (20") / 42713 (28") – (5 per case)



Floor Finish Remover Pad

Removes several layers of floor finish without the use of chemicals and prepare surface for re-coating.

Code: 42706 (20") / 42707 (28") – (10 per case)



Wet Stripping Pad

Used for wet stripping to remove floor finish and polish floors. Ideal to revive scuffed floors.


Code: 42710 (20") – (5 per case)



Sandscreen Pad

Removes floor finish or repair wood floors – both sides of the screen can be used.

Available in grits: 60, 80, 100, 120.



Carpet Pad

Deep cleans any carpeted surface, especially high traffic areas that require a faster drying time. Use wet on any carpeted surface.

Code: 42704 (20") – (1 per case)







































Tile & Grout Pad

Reaches into grout lines to clean the toughest dirt and stains. Aggressive but not abrasive.

Code: 42702 (20") / 42703 (28") – (1 per case)

FLOOR PADS & FLOOR FINISHES COMBINATIONS

	2000 rpm Propane Machine		2000 rpm Battery Machine		2000 rpm Electric Machine	
Floor Finish	Synthetic	Natural	Synthetic	Natural	Synthetic	Natural
Elite						
Endurance						
Gran-Prix XL						
Runway						
Acclamation						
Orbit						



Blue Ice



Buckaroo® (*Hair Blend Extra*)



Jackeroo® Light (*Hair Blend Light*)



Pink Eraser



Jackeroo® (*Hair Blend Heavy*)

INTRODUCING THE 100% RECYCLED MATERIAL FLOOR PADS

We have recently changed our pad line to offer a more sustainable floor cleaning solution. What makes these pads innovative is that they are made from **100% recycled PET plastic**, with a **minimum of 80% post-consumer waste**. The primary source of these materials are recycled soda and water bottles.

TURNING THIS...



INTO THIS!



AGM Batteries

Don't let your batteries stall your cleaning. The new AGM batteries are designed as a long-lasting, durable, reliable and safer battery solution. Known for their enhanced electrical reliability, they offer an even lower internal resistance and greater plate area, which provides the ability for the batteries to recharge much faster.

Specifications						
Code	19403	19404	19405	19406	19409	19417
Manufactured For	Hurricane Rally	Hurricane Maxi / 450 XTT	Hurricane Mini	Gladiator 464/664	Labrador Series Hurricane 400 XTT	Hurricane 700, 850, 890 and 900 XTT
Cells per Unit	3	6	6	6	6	3
Voltage per Unit	6	12	12	12	12	6
Capacity (20 h @ 25°C)	225 Ah	75 Ah	33 Ah	45 Ah	110 Ah	225 Ah
Max Discharge Current	2250 A (5 s)	750 A (5 s)	330 A (5 s)	450 A (5 s)	1100 A (5 s)	2250 A (5 s)
Internal Resistance	~ 2 m Ω	~ 6 m Ω	~ 9 m Ω	~ 7 m Ω	~ 5 m Ω	~ 2 m Ω
Operating Temperature Range	Discharge: -20°C~60°C Charge: 0°C~50°C Storage: -20°C~60°C	Discharge: -20°C~60°C Charge: 0°C~50°C Storage: -20°C~60°C	Discharge: -20°C~60°C Charge: 0°C~50°C Storage: -20°C~60°C	Discharge: -20°C~60°C Charge: 0°C~50°C Storage: -20°C~60°C	Discharge: -20°C~60°C Charge: 0°C~50°C Storage: -20°C~60°C	Discharge: -20°C~60°C Charge: 0°C~50°C Storage: -20°C~60°C
Normal Operating Temperature Range	25 °C ± 5 °C	25 °C ± 5 °C	25 °C ± 5 °C	25 °C ± 5 °C	25 °C ± 5 °C	25 °C ± 5 °C
Float Charging Voltage (@ 25°C)	6.8 to 6.9 VDC/unit	13.6 to 13.8 VDC/unit	13.6 to 13.8 VDC/unit	13.6 to 13.8 VDC/unit	13.6 to 13.8 VDC/unit	6.8 to 6.9 VDC/unit
Recommended Maximum Charging Current Limit	67,5 A	22,5 A	9,9 A	13,5 A	33 A	67,5 A
Equalization and Cycle Service (@ 25°C)	7.3 to 7.4 VDC/unit	14.6 to 14.8 VDC/unit	14.6 to 14.8 VDC/unit	14.6 to 14.8 VDC/unit	14.6 to 14.8 VDC/unit	7.3 to 7.4 VDC/unit
Self Discharge	Valve Regulated Lead Acid (VRLA) batteries can be stored for more than 6 months at 25°C. Self-discharge ratio less than 3% per month at 25°C. Please charge batteries before using.					
Terminal	F22/Double Terminals	Terminal F11/F15	Terminal F7/F11	Terminal F4/F11	Terminal F5/F12	Terminal F22/F14
Dimensions (L x W x H)	10" x 7" x 11" (26 x 18 x 28 cm)	10" x 7" x 9" (26 x 17 x 23.5 cm)	8" x 5" x 7" (19.5 x 13 x 18 cm)	8" x 6.5" x 7" (20 x 17 x 17 cm)	13" x 7" x 9" (33 x 17 x 22 cm)	10" x 7" x 11" (26 x 18 x 28 cm)
Weight	~ 32,0 kg	~ 23,5 kg	~ 10,2 kg	~ 14,6 kg	~ 32,0 kg	~ 32,0 kg

**Style may vary*

Battery Care & Maintenance

The DBX-Power batteries use the constant current charge method. The charge time is 10-12 hours. Batteries are charged in three stages: the constant-current charge stage, the topping charge stage, and the float charge stage.

During the first stage, the bulk of the charge is applied. The battery will charge to 80% in 8 hours, while the remaining 20% is filled during the topping charge stage, which lasts for 2-4 hours. The topping charge continues the charge, but at a lower charge current. All these stages are essential for the well-being of the battery.

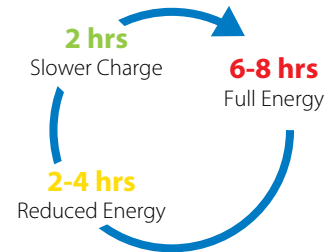


to about 70% in 6 hours which lasts for 2-4 hours. All these stages are essential for the well-being of the battery.

Opportunity charging – a quick charge for a few hours – will deprive the battery of the topping charge stage.

Proper Charging Guidelines

- In order to maximize the life of the DBX-Power battery, the batteries should only be charged after a minimum of 20 minutes of usage.
- Let machine rest for 1 hour before and after charging to avoid damaging/reducing battery life.
- Opportunity charging of the DBX-Power battery is NOT recommended.
- DBX-Power Series batteries can be charged overnight without any risks of overcharging. The onboard charger will automatically shut off once the batteries are fully charged (max 14 hours).
- We recommend using 60% to 80% of power before recharging is carried out. Discharging of less than 50% and not recharging 100% will result in stress on the battery and reduce battery life.
- Avoid battery overdischarge, especially when battery series connection is used. The depth of discharge will affect your battery cycle life. The harder the battery has to work to recharge, the shorter its life expectancy.
- There are a number of factors that will effect the length of cyclic service. The most significant are depth of discharge, ambient temperature, discharge rate, and the manner in which the battery is recharged. Generally speaking, the most important factor is depth of discharge.
- Do not leave your DBX-Power battery in a low state of charge for extended period of time. Charge a discharged battery as soon as possible.
- Avoid charging at temperatures above 120°F or ambient, whichever is higher.
- The charge voltage should be reduced with increased temperature. Temperature compensation is required when the temperature of the battery is expected to be less than 10°C / 50°F or more than 30°C / 85°F during long periods of time. The recommended temperature compensation for DBX-Power batteries is -4 mV / Cell (-24 mV /°C for a 12V battery).
- Never put a new battery in a pack which has 50 or more cycles or mix a DBX-Power battery with any other type of batteries. Either replace with all new or use good used batteries.



Power Supply – Chargers

Onboard chargers offer the convenience of staying connected to the batteries by being mounted on the machine at all times. This allows for a quick recharge anywhere an outlet is available.


Code	Format
19460	Gladiator 1050
19460	Gladiator 1280
19460	Gladiator 1404
19460	Hurricane Rally
19460	Hurricane 700 XTT



24 V - 25 A Charger
[Onboard Charger](#)

- Use for the Gladiator 1050, 1280, 1404
- Use for the Hurricane Rally 21, 24 & 28, 700 XTT


Code	Format
19482	Hurricane 400 XTT



24 V - 15 A Charger
[Onboard Charger](#)

- Use for the Hurricane 400 XTT


Code	Format
19487	Hurricane 900 XTT



36 V - 25 A Charger
[Onboard Charger](#)

- Use for the Hurricane 900 XTT


Code	Formant
3BACA00253	Labrador Series



24 V - 15 A Charger
[Onboard Charger](#)

- Use for the Labrador L21, L24, L28, XP

Code	Format
3KTRIO2305	Hurricane Mini
3KTRIO2245	Hurricane Maxi
3KTRIO2245	Hurricane 450 XTT



24 V Charger
[Onboard Charger](#)

- Use for the Hurricane Mini, Maxi, 450 XTT

#

1200 XT Box Extractor	6
-----------------------------	---

A

Accessories (Carpet Extractor)	7
Air Mover	6

B

Battery Care & Maintenance	29
----------------------------------	----

D

DB3	4
DB4	4
DB7	4
DB24	4
DBSeries	4
DBX Batteries	28
Doodle Scrub®	22
Battery Doodle Scrub®	22
Dual Jet Curved Wand	5

F

Floor Pads	42-47
------------------	-------

G

Gladiator 1050 Ride-On	10
Gladiator 1280	10
Gladiator 1404	10
Gladiator 464	8
Gladiator 512	8
Gladiator 664	10
Gladiator Series	8-11

H

Hurricane 400 XTT	14
Hurricane 450 XTT	12
Hurricane 700 XTT	14
Hurricane 900 XTT	18
Hurricane Maxi	12
Hurricane Mini	12
Hurricane Rally	14
Hurricane Series	12-19

L

Labrador	15
Labrador XP	15

M

Manual Sweeper	10
Maxi	12
Micro-5	12
Mini	12
Mini Spotter	6

O

Onboard Chargers	30
------------------------	----

P

Pads	24-27
Power Clean Series	6
Power Supplies	30

R

Right-Size Equipment	20
----------------------------	----

S

Square Scrub®	22
---------------------	----

T

Tracker	4
---------------	---

U

Upholstery Tool	5
-----------------------	---

W

Wand Assembly	5
---------------------	---



cUL mark is applicable for products in the Canadian market. Products with the mark indicate that they comply with Canadian Safety Standards which are basically the same as reference standards for the United States UL.



QPS inspects and tests all individual products to ensure that they meet all applicable standard requirements. They are accredited by the Standards Council of Canada (SCC) as a Certification Body, a Testing Laboratory, and an Inspection Body. They are also recognized by all Provincial and Territorial Electrical Inspection Authorities across Canada. As such, their labels and marks have equal acceptance to those of CSA and UL across the country.



Vision

To be a growth company focused on continuously improving the customer experience through our people, products, and processes while making a positive impact on society and the environment.



Customer Intimate

Meet customer expectations.



Execute

Deliver results.



Growth

Be a high growth company where staff also grow professionally.



Respectful & Inclusive

Show all stakeholders respect.
Communicate effectively and listen
to learn from others.



Meaning

Positively impact people and the planet.



Dustbane Products Ltd.

25 Pickering Pl., Ottawa, ON K1G 5P4
www.dustbane.ca