

Victory Backpack Sprayer

Cordless Electrostatic Sprayer with Tank



Applications:

To use the Victory Sprayer, first charge the battery by inserting it into the charger and plugging the charger into a wall socket. Next, unlatch tank lock from backpack by lifting upward and outward from backpack base. Fill tank with solution before inserting tank back into backpack housing. Insert the charged battery into the battery socket and lock in place. Pull the trigger and spray on your desired surface.

Benefits:

- Ideal for disinfecting, sanitizing, and odour removal
- Uses less solution
- Touchless application
- Reduces cross-contamination
- Designed to meet dwell time
- Cordless convenience allows for effortless movement room to room
- Easy to implement & cost effective







Codes:

- **Product Code:** 72001
- **UPC:** 0 56069 72001 4

Sprayer Specifications:

Colour	Green
System	Electrostatic
Power	Cordless
Tank Size	2.25 Gal (8.5 L)
Optimum Spray Range	4 - 6 ft

Nozzle Specifications:

			
	Setting 1	Setting 2	Setting 3
Colour Code			
Nozzle Shape	Full Cone	Full Cone	120° Fan
Particle Size	40 microns	80 microns	110 microns
Dwell Time	3 - 5 minutes	8 - 10 minutes	+ 10 minutes
Flow Rate	3.4 oz/min	5.1 oz/min	13.4 oz/min
Runtime per Tank	84 min	56.5 min	21.8 min
Coverage per tank	23,000 ft ²	20,600 ft ²	13,100 ft ²
Tanks per Charge	2.9	4.2	11

Compatible Format:



8.5 L

Packaging:

- Sprayer:** 13" x 8" x 22" (33 x 20 x 56 cm)
10.0 lbs (4.5 kg) – Empty
28.8 lbs (13.1 kg) – Full
- Box:** 17.75" x 10" x 23.5" (45 x 25 x 60 cm)
16 lbs (7.25 kg)
1 per case

Dustbane is an authorized distributor of:



VICTORY
INNOVATIONS CO

